

- Power The World with Highest Efficiency



ENH-2180

Features

- **800W Output, Active PFC**
- **Protections:** OVP, OPP, SCP, OTP
- **Reliability:** MTBF 100,000 hrs @ 25°C, Full Load
- **High Efficiency:** Meet **80+ Gold** (87% @ 115Vac, Full Load)
- **Safety Approval:** cUL, Nemko, CB, CCC
- **Warranty:** 3-year manufacturer



Input Specification

Parameter	Conditions/Description	Min.	Normal	Max.	Units
Input Voltage Range	Universal Input	90	100-240	264	V(ac)
Input Frequency Range		47	60/50	63	Hz
Input Current	Measured at 90 Vac / 264 Vac input, full load output		10/5		A
Inrush Current	Measured at 50A@115Vrms / 100A@ 230Vac (25°C ambient temperature, cold start).				A
Efficiency (Meet 80+ Gold)	Measured at 115 Vac @ Full Load		87		%

Output Specification

Parameter	Conditions/Description	Voltage Regulation			Ripple Noise (mVp-p)	Output Current (Amps)				
		Range	Min. (V)	Max. (V)		Min.	Normal	Max.	Peak	Units
+3.3VDC		+/-5%	3.14	3.47	50	0.	-	22	-	
+5VDC		+/-5%	4.75	5.25	50	0	-	22	-	
+12VDC		+/-5%	11.4	12.6	120	0	-	66	-	
-12VDC		+/-10%	-10.8	-13.2	120	0	-	0.3	-	
+5VSB		+/-5%	4.75	5.25	50	0	-	3.5	-	
Voltage Hold-Up Time	Measured at 115Vac/60Hz or 230Vac/50Hz/90% load after power source removed.					16				mSec
Output Rise Time								10		mSec

Total combined output of +3.3V and +5V can not exceed **150W**.
The maximum peak total DC outputs power shall not exceed **800W**.

Environmental Specification

Parameter	Conditions/Description	Min.	Normal	Max.	Units
MTBF	Calculated via MIL-HDBK-217F @ 25°C ambient temperature , Full load, 110 Vac	100,000			Hours
Operating Temperature	Full load	0		50	°C
Storage Temperature		-20		70	°C
Relative Humidity	Non-Condensing	5		95	%
Dimension	Length x Width x Height	200 x 100 x 70 / 7.87 x 3.94 x 2.76			mm / inch
Cooling Fan	12VDC	60			mm
ROHS	European Directive 2002/95/EC				

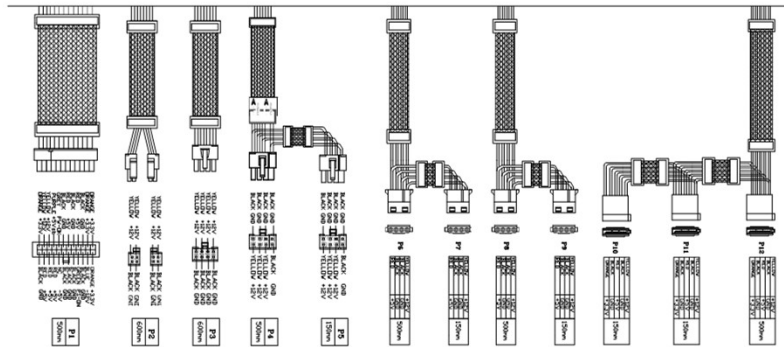
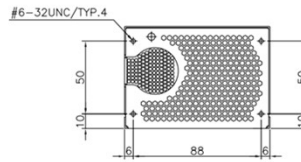
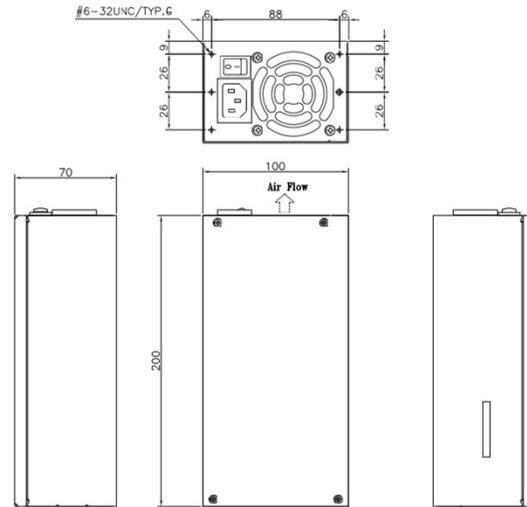
Reliability Protection

Parameter	Conditions/Description	Recovery Mode
Overload	Transit to current limit mode if output over 110% - 160%	Shut Down Output, Auto recover once reset AC power-on by user
Over Voltage		Shut Down Output, Auto recover once reset AC power-on by user
Short Circuit		Shut Down Output, Auto Recover once faults conditions removed
Over Temperature		Shut Down Output, Auto Recover once faults conditions removed

Safety & EMC Compliance

Category	Standard	Comment
SAFETY	cUL, Nemko, CB, CCC	Approved
EMI Conduction & Radiation		Compliance
Harmonic Current Emissions		EN61000-3-2 Compliance
EMS Immunity	Voltage Fluctuation	EN61000-3-3 Compliance
	Electrostatic Discharge (ESD)	EN61000-4-2 Compliance
	Radiated Susceptibility	EN61000-4-3 Compliance
	Fast Transients / Burst - EFT	EN61000-4-4 Compliance
	Input Line Surge Immunity	EN61000-4-5 Compliance
	Conducted Susceptibility	EN61000-4-6 Compliance
	Power Frequency Magnetic Field	EN61000-4-8 Compliance
Voltage Dips	EN61000-4-11 Compliance	

- Power The World with Highest Efficiency



P1	Molex 39-01-2240 or equivalent	/ 50mm
P2, P3	Molex 39-01-2040 or equivalent	850mm x 2
P4, P5	Molex 45587-0004 or equivalent	500mm + 150mm
P6~P9	Molex 8981-04P or equivalent	(500mm + 150mm) x 2
P10~P12	Molex 88751 or equivalent SATA	500mm + 150mm + 150mm

Notes

1. Datasheets are updated as needed and as such, specifications are subject to change without notice. Once printed or downloaded, datasheet are no longer controlled by Enhance Electronics, refer to <http://www.enhanceusa.com> for the most current product specifications.
2. Product labels shown, including safety agency certifications on labels, may vary based on the date manufactured.
3. Mechanical drawings (model No. ENH-2180) is for reference only. The cable wire configuration may vary from other custom designed models as picture showing. Please contact your sales representative for detail.
4. Specifications are for reference only. All specifications are measured at an ambient temperature of 25°C, humidity 65%, 230Vac nominal input voltage and at rated output load unless otherwise specified.