

ENH-0635A_E



Features



Electrical Specifications

- Input Voltage 115 ~ 230 VAC Auto Sensing
- Frequency 50 ~ 60 Hz
- Input current 5.0 Arms @ 115 VAC
2.5 Arms @ 230 VAC
- Holdup Time > 14 ms @ Full Load

Output Specifications

Voltage	Regulation Load	Minimum Load	Maximum Load	Peak
+3.3V	+5%	1.5A	20.0A	--
+5.0V	+/- 5%	1.0A	20.0A	--
+12.0V1	+/- 5%	1.5A	16.0A	--
+12.0V2	+/- 5%	1.5A	12.0A	--
-12.0V	+/- 10%	0A	1.0A	--
+5 Vsb	+/- 5%	0.1A	2.0A	--

(*) Total maximum combines load output on +12V1 and +12V2 rails should not exceed 216 Watts.

Application Reference

- 1U Rack-Mount Server Appliance



- Industrial Panel PC, Kiosk



Environmental Specifications

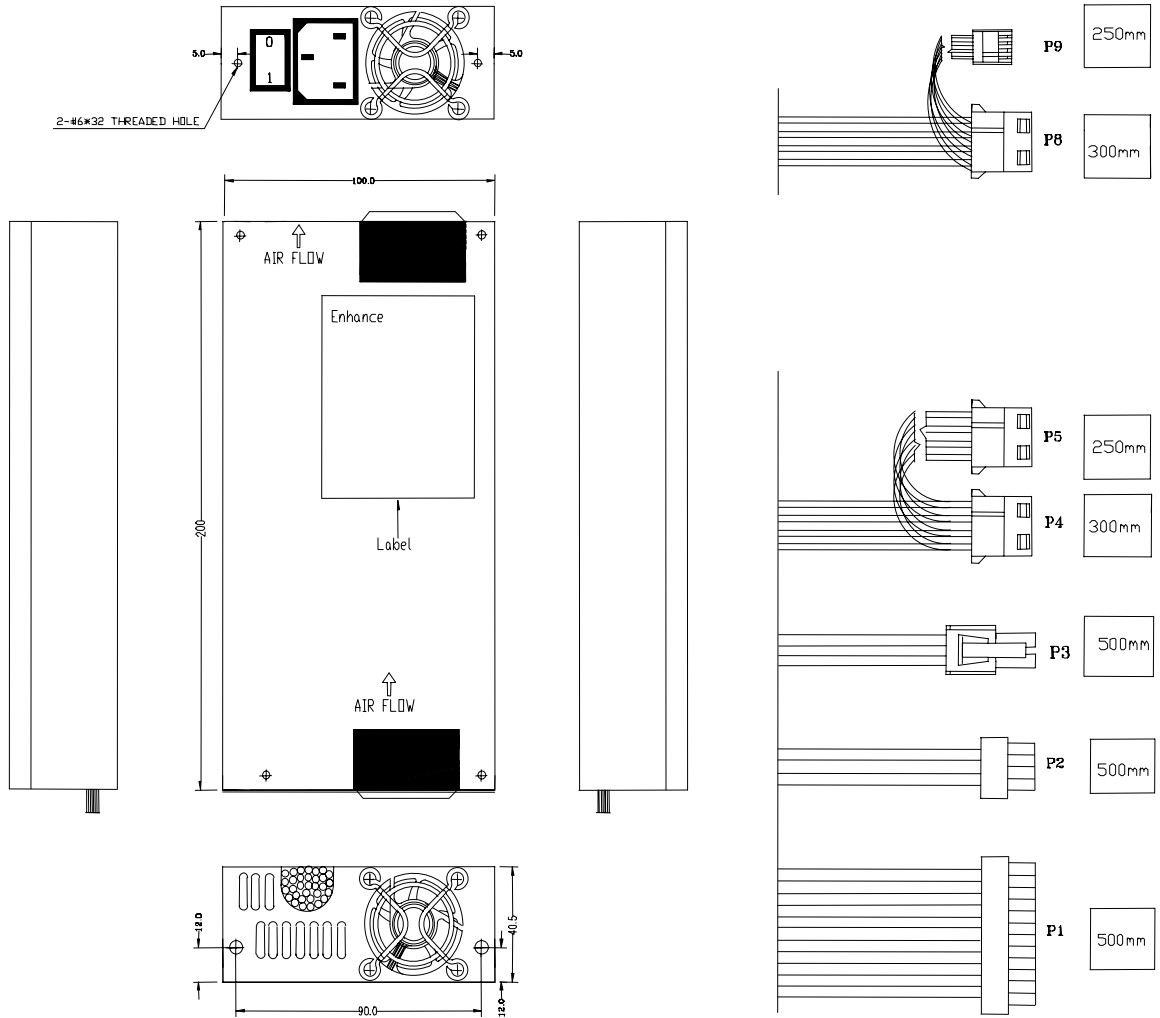
- Operating/Storage Temp. 10~50°C/-20~60°C
- Operating/Storage Humidity 85% / 95%
- Operating/Storage Altitude 10,000/50,000 FT
- MTBF 100,000 HRS
- Safety Approvals UL/CUL, CB, TUV
- EMC Regulations FCC, CE

EPS1U

ENH-0635A_E

Mechanical Drawing

EPS1U



Main power
 (24 pin)
 - P1



Aux12V(8 pin)
 - P2



Aux12V(4 pin)
 - P3



IDE Drive
 - P4, P5 &
 P8



FDD Drive
 - P9

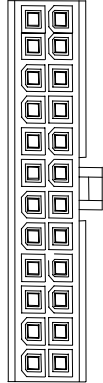
ENH-0635A-E

Wire Harness

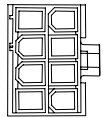
EPS1U

Description

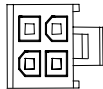
P1 - Main Power



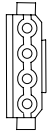
P2 - AUX12V



P3- AUX12V



P4,P5 &P8 - Peripheral



P9 - Floppy



Dimension (WxLxH)

- 100 x 200 x 40.5 (mm)
- 3.93 x 7.87 x 1.59 (inch)

Cooling Fan

- 12V DC, 40mm x 2

Connector Housing

Molex 39-01-2240 or Equivalent

1	Orange	+3.3V	13	Orange	+3.3V
2	Orange	+3.3V	14	Blue	-12VDC
3	Black	GND	15	Black	GND
4	Red	+5V	16	Green	PS_ON
5	Black	GND	17	Black	GND
6	Red	+5V	18	Black	GND
7	Black	GND	19	Black	GND
8	Gray	PWR OK	20	NC	Reserved
9	Purple	5 VSB	21	Red	+5V
10	Yellow	+12V2	22	Red	+5V
11	Yellow	+12V2	23	Red	+5V
12	Orange	+3.3V	24	Black	GND

Molex 39-01-2080 or Equivalent

1	Black	GND	5	Yellow /Black	+12V1
2	Black	GND	6	Yellow /Black	+12V1
3	Black	GND	7	Yellow /Black	+12V1
4	Black	GND	8	Yellow /Black	+12V1

Molex 39-01-2040 or Equivalent

1	Black	GND	3	Yellow /Black	+12V1
2	Black	GND	4	Yellow /Black	+12V1

Molex 8981-04P or Equivalent

1	Yellow	+12V2
2	Black	GND
3	Black	GND
4	Red	+5V

AMP 171822-4 or Equivalent

1	Red	+5V
2	Black	GND
3	Black	GND
4	Yellow	+12V2

Notes

- Specification and Wire Harness configuration are subject to change without notice.
- All new processors support will be updated once official announced by vendors
- All company logo and legal name belong to original company. All copyright reserved by Enhance Electronics.
- One-Year Standard Warranty
- Last Update: 5/2/2006